

HEADQUARTERS OF HOMEGUARDS AND CIVIL DEFENCE SDRF
J&K SRINAGAR.

TENDER NOTICE NO. 05 OF 2014

1. For and on behalf of Governor of J&K State, sealed tenders are hereby invited from the manufacturers, approved/authorized dealers, affixing revenue stamp worth Rs 5/- for the supply of **Rescue Equipments as per annexure "A"**. Approved/authorised dealers shall attach valid and authenticated copy of authorization letter of the manufacturers **without which the offer shall be rejected.**

- SDP (IT)
21/5
- i) For one offer/sample, the OEM (**Original Equipment Manufacturer**), shall authorise only one firm to participate in the tender. Authorising more than one firm for the same sample/product shall not be entertained and may even lead to disqualification of the tender.
 - ii) For imported items, the requirement of sample would not be required at the time of submitting of tenders and instead face description of the products, supported by catalogues and other material must be furnished for Technical Evaluation. However, in case such firm is shortlisted or recommended for award of contract, the firm shall have to deposit the sample with the Deptt, before placing of supply/purchase order with such firm/business concern.
 - iii) However, for the indigenously manufactured items/equipments the furnishing/depositing of the sample with the tender is **must**.

2. The tenders accompanied with samples (as described above) should reach the office of the undersigned on or before 02-07-2014 upto 1600 hours positively. The offer without sample or catalogue with full specifications shall not be considered. **Only one rate for each item shall be considered, as such the firms shall quote only one rate against each item which shall strictly meet the requirements of the tender.** The tenders should be addressed to **Addl. Director General of Police, Homeguards / Civil Defence & SDRF J&K Srinagar** and envelops should be super scribed "**Tender No. 05 of 2014 for Rescue Equipments**". The tender may be sent either by speed post / registered post/courier or delivered personally at the Directorate of Aux. Police/HG & CD, J&K Srinagar against proper receipt.

3. The tender (Technical Bids) will be opened on 03-07-2014 at 1100 hours at the Directorate of SDRF/HG & CD J&K Srinagar in presence of such tenderers who may choose to be present. In case of any unforeseen/ unavoidable circumstances the tenders will be opened on next working day. Financial/Commercial bids of technically qualified firms will be opened subsequently on the co-opt convenient date which shall be notified separately.

4. The intending tenderers shall have to furnish Earnest Money in the shape of CDR/FDR equivalent to 2% of the total value of contract or Rs 1,00,000/- (Rupees one lac) in lump sum pledged to the ADGP HG/CD & SDRF J&K Srinagar. Failure to furnish the earnest money alongwith tender will make it liable for disqualification. However, J&K Govt. Rules with regard to furnishing of EMD in respect of SSI units (Registered) shall be applicable in letter & spirit. The Govt/Semi- Govt. or similar other concerns, claiming exemption from the payment of EMD shall have to append duly authenticated orders, certificates etc. from competent authority supporting their claims.

5. The tender fee has been fixed as Rs 2000/- which should accompany the tender offer in the shape of a crossed demand draft favouring ADGP HG/CD & SDRF J&K Srinagar payable at Srinagar. The tender fee is not refundable and the same will be deposited in Govt. Treasury under A/C Head 0070-Other receipts tender fee for the year 2014-15. The tender offer will not be considered without tender fee. However, Govt./semi-Govt concerned claiming exemption should append authenticated orders, certificates etc. issued by the competent authority in support of their claim.


6. The approved firms will have to furnish Security Deposit @ 5% of the total value of the contract after receipt of the supply orders in the shape of CDR/FDR pledged to this office which shall be released in due course of time after expiry of the specified warranty. The Earnest Money shall also be adjusted in the Security Deposit on application.

7. The successful tenderers will have to arrange onsite installation and training to the end users as and when asked for.

8. The tenderers shall provide warranty for a minimum period of one year covering all the systems, sub systems .The cost of warranty period will be included in the quoted price. If during the aforesaid period, the said stores be discovered not conforming to the description and quality or not giving satisfactory performance or have deteriorated, the decision of the purchaser in that behalf shall be final and binding on the contractor and purchaser shall be entitled to call upon the contractor to rectify the goods or such portion thereof as is found to be defective by the purchaser within a reasonable period or such specified period as may be allowed by the purchaser in his discretion on an application made thereof by the contractor and in such an event, the above mentioned warranty period shall apply to the goods rectified from the date of rectification thereof. In case of failure of the contractor to rectify or replace the goods etc within specified time, the purchaser shall be entitled to recover the cost with all expenses from the contractor for such defective stores. The firm shall also furnish the expected life period of each item.

9. The rates should be quoted inclusive of all taxes, levies, freight, transport and other charges to the place of delivery and stocking at the places of HG/CD Central store Gandhi Nagar Jammu/ Bagat Barzulla Srinagar. The present rate of J&K State Entry Tax is 13.5% which shall be reimbursed only against production of original G.R. Rates must be clearly written in figures as well as in words, free from over writings, cuttings and alterations. Rates quoted should be on firm price basis.

10. The earnest money will be refunded to the unsuccessful tenderers shall be released soon after the finalization of tender process..



11. The successful tenderers have to supply the items within one month from the date of issue of the supply order.
12. Quality/specification should be categorically mentioned in the tender.
13. The undersigned may accept or reject any tender without assigning any reason and without any legal obligation.
14. All legal proceedings arising out of any dispute between the parties shall have to be settled in the Courts situated in Jammu and Srinagar and not elsewhere.
15. Payment shall be released by the department against each consignment delivered, inspected, accepted and properly brought on stock in the concerned stock registers of the Department.
16. The tenderers are required to furnish an authenticated copy of latest Sales Tax/VAT/ clearance certificates and PAN and VAT registration certificate(alongwith the tender offer or at the time of payments). This office shall be at liberty to put to scrutiny/ verification any such document, in case required.
17. The successful tenderer shall have to enter into an agreement on prescribed proforma (immediately after the issue of supply order) with the Department for due performance of the contract which shall be invariably furnished before the supply is made.
18. **Two Bid System:** a) First Cover (Technical Bid) should contain Tender documents duly completed and signed accompanied with Earnest money, Tender Fee, Delivery terms, delivery period to be quoted and all other documents mentioned in the Tender Notice, **BUT WITHOUT INDICATING THE RATES.** Copies of supply orders of any Govt. department/CPMF/State Police Force placed during last three years shall also be enclosed with the **Technical Bid.** This cover may be then sealed properly.

b) Second Cover (Commercial Bid) should contain the **Details of rates, duties, taxes etc. These details should be submitted on their letter pad without any alterations/ over-writings/cuttings** and should be sealed properly.
c) Third Cover containing both the technical and commercial bids should be sealed properly.

19. The detailed tender with specification of items is available on our website www.jkcivildefence.org & PHQ J&K's official website www.jkpolice.gov.in which can also be had from Directorate of HG/CD & SDRF ZPHQ Complex Batmaloo Srinagar.

Addl. Director General of Police,
HG/CD & SDRF,
J&K Srinagar.

No:- Prov-T/SDRF/14-15/ 7403-05

Dated:- 20-05-2014.

Copy to the:-

1. Director General of Police, J&K – Srinagar for favour of kind information with the request to kindly direct the IT centre of PHQ for upload the tender notice(complete) on the official website i.e, www.jkpolice.gov.in.
2. Director Information J&K Srinagar alongwith copy of NIT and GIST for information and necessary action with the request to please give wide publicity of this Tender Notice among the manufacturers, authorised dealers/firms through News Papers. The tender may be published atleast in four National Newspapers viz, the Hindu Decan Herald, Hindustan Times, Indian Express and also in two popular newspapers of Jammu and Srinagar. The payment for publication of the tender in two popular newspapers of Jammu and Srinagar. The payment for publication of the tender in the prescribed nationalized newspapers shall be made by the Deptt.
3. DIG HG/CD & SDRF Jammu for information & n/action with the directions that he will get the tender notice published on official website i.e, www.jkcivildefence.org.

Addl. Director General of Police,
HG/CD & SDRF,
J&K Srinagar.

Annexure-“A”

S.No	Name of items with specifications	Tentative Quantity
1	<p>Victim location Camera and breaching system:- Victim location systems to be acquired are designed for location and rescue of victims trapped under debris during natural calamities or in mine collapses or confined space disasters. They enable insertion below the debris of a telescopic probe which mounts, at its head, a sensitive articulable video camera, supported by appropriate illumination, whose images can be viewed by the operator and other rescue personnel on remote display monitors. The system also integrates a two – way audio system which can pick up life sounds from the victim and also permits the passage of spoken instructions or assurances to him from the rescue team. Since a rigid telescopic probe has limitations on how far it can be inserted, the camera, light and sound system can also be mounted on one end of a cable which can be used to reach greater depths. The required Breaching System is a heavy duty drill used for making an entry hole for the probe of the victim location system through debris at the disaster site, or other overlaying material required to be breached to enable the search camera to access underlying void spaces. It should allow rescue teams to breach most common construction materials with only one system. It coring bits, carbide tipped diamond studded should be able to bore through wood, nails, sheet metal and roofing materials and reinforced concrete. The system Should have a collar for attachment of coring bits as well as for cooling water to be delivered to the spinning carbide tipped diamond studded bits when used.</p> <p>Capabilities Required (Victim Location System) The system's primary configuration will be based on a video camera mounted at one end of a rigid telescopic probe which can reach out into depths and void spaces up to a distance greater than 9ft. The colour video camera should be minimum, 1/3" double scan colour CCD with 4, 70,000 pixel or more with low light sensitivity to better than 0.1Lux. The camera head should have travel articulation of 180° total, right to left, with a viewing area not less than 120°. Illumination to be provided by a 16 element LED/xenon lamp integrated into the camera head which can illuminate up to 6m or more in total darkness. The system will be provided with two display monitors, one at the operator level and the second for remote viewing by other rescue personnel at a distance not less than 20 m from the operator position. The monitors should be flat screen LCD active matrix of minimum size 6" measured diagonally. The system will be provided with a two-way audio system. Maximum Gain will be better than 90 dB. The camera will also house a speaker . The operators' headset will incorporate noise attenuating earphones and a boom microphone through which messages or instructions may be passed to the victim through the speaker housed in the camera piece. The system should not require more than two persons to operate, one perator to handle and control the probe and the second operator for the system functions, as well as viewing of the monitor. The probe operator will be provided ergonomic controls . The probe should not weigh more than 5 kgs. Two rechargeable dry batteries and a charger should be provided. The batteries should enable 3 hours continuous use and the charger should recharge these to 90% in less than two hours. The system should be capable of peration in a temperature range of -10° to 50° C. Storage temperature - 0° -(4 ° to 36 ° c) Humidity - 10 % to 90% relative Water resistant- High water resistant</p> <p>Capabilities Required (Breaching System). Power head weight- not more than 12 kgs. Boring speed- not less then 5 cms per minute in standard construction grade concrete. Breaching depth - 150 cm Bits- carbide tipped diamond stubbed bits(min.dia-52mm) capable of coring holes of minimum diameter of 55 mm (55mm). Cooling- pressurized water can, 2 gallon capacity with not less than 3 m hose with quick connect fittings. Field service kit- Canvas storage pouch, spare fuel tank cap, starter recoil assembly, Allen key set for starter assembly, spare spark plug, spark plug wrench, copper washer, garden hose to water collar adaptor.</p> <p>Scope of Supply Complete victim location system with camera mounted on rigid telescopic frame extendable to length > 6 m along with video display monitor, two-way audio system incorporating search microphone and communication speakers in camera housing and</p>	24 Nos.

	under-helmet headset with earphones and boom microphones, Operator consoles all packed in an appropriate water tight, dust proof carry case. Separate remote hard-wired display monitor with extension cable to 20 m. Two batteries and charger. Complete Breaching System in appropriate carry case with two additional diamond and coring bits each.	
2.	<p>Portable Generator 2.5 KVA</p> <ol style="list-style-type: none"> Rated out put - 2100-2300 watt Maximum Out put 2400-2600 watt Fuel: Kerosene/ Petrol Rated Current: 10.5 amp Over load protector: for AC & DC Earthling Other Provision: Provision for battery charging, pull cord manual start facility Rated Voltage: 220 volts Rated Frequency: 50 Hertz DC out put: Only for charging 12 volts automotive batteries, Maximum charging out 8.3 amp Dimension: (LXWXH) 605 mmx425 mmx550 <p>DC out put: Only for charging 12 volts automotive batteries, Maximum charging out 8.3 amp Dimension: (LXWXH) 605 mmx425 mmx550 (+20% margines) Dry Weight: 60 to 65 Kgs, Engine Type: 4 stroke, 1 cylindre</p> <ol style="list-style-type: none"> Cooling System: Forced air cooling Ignition System: Transistorized coil ignition Oil Capacity: 1 to 1.5 Litres Fuel tank Capacity: 12 to 15 litres 	96 Nos.
3.	<p>Angle Cutter (Electric) 14" dia</p> <ol style="list-style-type: none"> Electric Motor operating in range of 230 Volts, 2600 watts power rating, with a maximum no load speed of 4900rpm and full load speed up to 3000 rpm. 15 Ampere three core electrical cord of 5 meter length with three pin plug will be provided. The saw is to mount replaceable 12" (300mm) diameter diamond tipped or tungsten carbide tipped blade with a 25 mm arbor. The saw should be able to cut to a minimum depth of 100mm. One tungsten carbide tipped blade will be provided as an integral component of the equipment. It should be possible to adjust the position of the tool body through a minimum of 70 degrees independently of the cutting closer to walls and should be provided with guide wheels on the tool guard to ensure smooth travel over the surface material. <p>4. Operator Comfort and Safety Provisions</p> <ol style="list-style-type: none"> A vacuum port for removal of the dust and debris as well as shield for keeping debris away from the operator will be provided. A system for disengaging gears from motor to minimize effect of kickbacks will be provided to ensure operator safety. A lock on button for continues operation after start up will be provided. A rubberized wrap around handle will be provided. <p>5. Accessories</p> <p>The following accessories will be provided with each set:-</p> <ol style="list-style-type: none"> One spare tungsten carbide tipped blade and two continuous rim diamond tipped blades. Carrying case Tool kit Operation and Maintenance manual <p>6. Replacement of Diamond tipped blades for angle cutter</p> <p>7. Replacement of Composite blades for angle cutter</p>	120 Nos.
4.	<p>Reciprocating Saw:-</p> <p>Rated power:- Not less than 900 watt at 220 -240 volts</p> <p>Stroke rate (at no load): Not less than 2700/min.</p> <p>Stroke length : Not less than 28 mm</p> <p>Cutting depth(wood)- Above 165 mm</p> <p>Cutting depth(steel sheet) – More than 20 mm</p> <p>With required accessories and electrical cord of minimum 5 mtr length with 5 amp three/two pin plug along with an extension cord of 10 Mtr.</p>	96 Nos.

	<p>Rate current- Not more than 6 amp Noise level < 100 db Spare blades for metal & wood cutting 10 Nos with suitable protective carry case. Weight- Not more than 5 Kg with blade. The starting current drawn by the motor should be limited to prevent the electric supply fuse blowing. This also prevents the tool starting with a jolt. Air cooled. Rust proof. Internationally certified on standards. Saw must be capable of cutting a variety of materials like- all kind of wood and metal. RECIPROCATING SAW BLADE WOOD CUTTING</p> <p>Blade type- Metal (high carbon steel) blade used for wood cutting Blade length- 230 mm (minimum) Compatibility- Compatible with reciprocating saw equipment TPI :- Not less than 05 tooth per 2.54 CMS Blade width :- Not less than 19 mm Thickness : - Not less than 1.20 mm Material – Low alloy cold rolled steel strips in hardened, tempered and polished condition having carbon, silicon, manganese, chromium, nickel, sulphur and phosphorous Rust proof. Marking – The saw blades shall be marked with the size and manufacturer`s name and trade mark at equal spaced intervals over the bands. Internationally certified on quality standards. RECIPROCATING SAW BLADE METAL CUTTING Blade type – Metal blade of bi-metal blades have a teeth of high speed steel and body material out of high carbon steel used for metal cutting Blade length- Not less than 150 mm. Compatibility- Compatible with reciprocating saw equipment TPI- Not less than 09 tooth per 2.54 cms Blade width- Not less than 16 mm Thickness- Not more than 1.6 mm Material – The low alloy cold rolled steel strips in hardened, tempered and polished condition having carbon, silicon, manganese, chromium, nickel, sulphur and phosphorus Tooth setting – the provision of the rake setting of the tooth shall be at the discretion of the manufacturer. Rust proof. Marking – The saw blades shall be marked with the size and manufacturers name and trade mark at equal spaced intervals over the bands. Internationally certified on quality standards. 2. Reciprocating Saw Blades (Wood) 3. Reciprocating Saw Blade (Metal)</p>	
5.	<p><u>Portable shelter 10'x14':-</u> General The portable shelter is designed to accommodate the personnel of Specialist Response Teams, Medical First Aid Assistance, Disaster Relief Equipments, and Triage and for victims of the affected area in the event of natural disaster. The technical data of the portable shelter should meet following requirements:- a) The portable shelter should be easy to set up. b) It should be simple, no framework and structure should be involved. The integral floor should set the dimensions of the shelter automatically on set up. Anchoring and guys will simply keep it in place during strong winds. d)It should be lightweight so that 2 people 2 people can easily-lift e)Material should stay clean and dry and shall not absorb spills, improving hygiene. e) Shelter walls open up from inside if fast escape shall be required. f) The shelter should be totally weather resistant and keeps the occupants clean, dry and warm in high winds, cold temperatures, driving rain and heavy snow.</p>	48 Nos.

	<p>g) The rigid wall panels should be supported significant weight for organizing and storing the possessions of a cagily in a temporary circumstance with hangers and shelves.</p> <p>h) The double walled panel should be on insulation 'R' factor of at least 1.4, allowing the shelter should be heated and cooled efficiently.</p> <p>i) The white roof section should be allowed ample light transmission, giving the interior an airy and spacious atmosphere.</p> <p>j) When lit from the inside at night, the material should be opaque enough to give privacy and the shale interior allows efficient use of the light source.</p> <p>k) Any flat panel should have a hole or flap cut into it by the occupant for exhaust ducting, water supply lines, drain pipes, extra ventilation etc.</p> <p>l) The portable shelter should be repairable easily and permanently with duct tape.</p> <p>m) Shelter should be moved with whole set up and with interior contents in place. This allows easy reorganization of established encampments if a road allowance needs to be widened or a drainage ditch needs to be constructed with a change in seasons.</p> <p>n) The material used for the fabrication of shelter should be polypropylene.</p> <p>o) The weight of the shelter (10'x14'x7) should not be more than 45 Kg.</p>	
6.	<p><u>Portable shelter 10'x23':-</u></p> <p>The portable shelter is designed to accommodate the personnel of Specialist Response Teams, Medical First Aid Assistance, Disaster Relief Equipments, Triage and for victims of the affected area in the event of natural disaster.</p> <p>The technical data of the portable shelter should meet following requirements:-</p> <p>a) The portable shelter should be easy to set up.</p> <p>b) It should be simple, no framework and structure should be involved. The integral floors hould set the dimensions of the shelter automatically on set up. Anchoring and guys will simply keep it in place during strong winds.</p> <p>c) It should be lightweight so that 2 people 2 people can easily-lift it.</p> <p>d) Material should stay clean and dry and shall not absorb spills, improving hygiene.</p> <p>e) Shelter walls open up from inside if fast escape shall be required.</p> <p>f) The shelter should be totally weather resistant and keeps the occupants clean, dry and warm in high winds, cold temperatures, driving rain and heavy snow.</p> <p>g) The rigid wall panels should be supported significant weight for organizing and storing the possessions of a cagily in a temporary circumstance with hangers and shelves.</p> <p>h)The double walled panel should be on insulation 'R' factor of at least 1.4, allowing the shelter should be heat and cooled efficiently.</p> <p>i)The white roof section should be allowed ample light transmission, giving the interior an airy and spacious atmosphere.</p> <p>j)When lit from the inside at night, the material should be opaque enough to give privacy and the shale interior allows efficient use of the light source.</p> <p>k)Any flat panel should have a hole or flap cut into it by the occupant for exhaust ducting, water supply lines, drain pipes, extra ventilation etc.</p> <p>l)The portable shelter should be repairable easily and permanently with duct tape.</p> <p>m)Shelter should be moved with whole set up and with interior contents in place. This allows easy reorganization of established encampments if a road allowance needs to be widened or a drainage ditch needs to be constructed with a change in seasons.</p> <p>n) The material used for the fabrication of shelter should be polypropylene.</p> <p>o) The weight of the shelter (10' x23' x7') should not be more than 65 Kg.</p>	48 Nos.
7.	<p><u>Safety Helmet:-</u></p> <p>a) SHELL MATERIAL : HIGH DENSITY POLYETHYLENE (HDPE)</p> <p>b) ADJUSTABLE AND DETACHBLE HEAD BAND WITH NAPE</p> <p>c) STRAP MATERIAL : LOW DENSITY POLYETHYLENE (LDPE)</p> <p>d) ADJUSTABLE CHIN STRAP : NYLON CHINSTRAP AND RACHET TYPE HEAD BAND</p> <p>e) SLOT FIX DESIGN : PROVISION FOR EASY CLIP ON ACCESSORIES LIKE FACE SHIELDS AND MUFFS</p> <p>f) ISI MARKED : IS : 2925 OF 1984</p> <p>g) Colour :- Yellow</p>	1080 Nos.

8.	<p><u>Boot Hard toe steel shank:-</u></p> <p>a) Scope This document covers specifications for the fighter's thermal protective gear providing protection to the fire fighter's feet and shall comprise of boots.</p> <p>b) Boots The fire fighters boot shall be CE market and to meet the requirement of EN 345 or equivalent International standards. Boots should have outer shell of Flame Retardant Rubber/ Leather and shall have lining for better in solution and head resistant. Loops for assisting the wearing shall be provided. The size of the boot shall be provided at the time of supply order.</p>	1080 Nos.
9.	<p><u>Safety Torch:-</u></p> <p>a) Three Cell water proof torch b) POWER SOURCE - Carbon Zinc only: 3XD cell BULB/LAMP: PR-3BULB/LAMP LIFE - 15 HOURS c)LIGHT OUTPUT - 15,000 Beam candlepower Weight (without batteries)-6 OZ (.17 Kg) water proof d)Suitable for use in hazardous atmosphere. e) Spare bulb compartment f) Ring hanger (3 way switch) - ON-OFF-FLASH G) Three way switch : ON: OFF:FLASH H) Anti roll Tube I) Over Sized faceted reflector for more light J) UL approved</p>	1080 Nos.
10.	<p><u>Chipping Hammer:-</u></p> <p>With adjustable bits. Chiselling Impact rate - 900 - 1800 Per min or more. Single impact force. 6j-25j Power input. 1000W-1900 W. Light in weight, shock proof body. With required accessories, lubricants and electrical cord of not less than 4 m. in length with 5 amp three/two pin plug. Voltage Require : 220V-240 V. Rated Current : Not more than 6.5 AMP. Weight : Not more than – 12 Kg. Noise level : Not more than 120 db. Bits : Pointed & flat type. With suitable Protective carry case.</p> <p><u>Chipping Hammer bit FLAT:-</u></p> <p>a) Bit length : Not less than 28 Cms & 41 Cms. b)Bit diameter : Not less than 18 mm c)Material : High tensile steel with minimum 55% carbon, SDS Type</p> <p><u>Chipping Hammer bit pointed:-</u></p> <p>a) BIT Length : Not less than 28 Cms & 41 Cms B) Bit Diameter :- Not less than 18 mm</p>	96 Nos.
11.	<p><u>Electric Drill:-</u></p> <p>SPECIFICATION OF ELECTRIC DRILL WITH PROTECTIVE Input power : Not more than 600 W. No load speed : Variable 1000 - 2400 RPM. Weight : Less than 3 kg. Shock proof body with different sizes of bits for both metal & wood.</p> <p>Electric drill Bit set SPECIFICATION OF ELECTRIC DRILL BIT SET</p> <p>a) Bit type : Material bits used for wood & metal cutting. b) Bit diameter : Complete set of 19 bits from 1 mm to 10 mm. c) Compatibility : Compatible with Electric drill equipment. d) Material- High speed steel e) Hardness –760 HV Min, 900 HV MAX f) Hand of cutting unless otherwise specified Right. g) The drills shall be manufactured in one piece and shall be free from cracks and burrs. h) The two cutting edges of the center drill shall be diametrically</p>	96 Nos.

	<p>opposite.</p> <p>i) The drill shall be properly sharpened and ready for use.</p> <p>j) Each center drill shall be covered with a suitable rust proofing material.</p>	
12	<p>Rotary Hammer Drill :-</p> <p>Specifications</p> <p>SPECIFICATION OF ROTARY HAMMER DRILL (BIS/DIN/EN/IS or EQUIVALENT)</p> <p>Voltage - 220 – 250 V</p> <p>Power input – 600 W - 800 W</p> <p>Impact rate (ipm) – 0-4500</p> <p>Chisel adjustment - 36 position (min.)</p> <p>With Mode Selector Switch for Drilling / Chiselling or Both selection</p> <p>Noise Level : <100db</p> <p>Light weight , shock proof body electrical cord of not less than 5 mtr. in length with 5 amp three/two pin plug. With compatible Drill Bit Of 30 CM length -2 Nos</p> <p>With suitable Protective carry case.</p> <p>Rotary Hammer Drill Bit</p> <p>Specifications</p> <p>SPECIFICATION OF ROTARY DRILL BIT FOR ROTARY HAMMER DRILL (BIS/DIN/EN/IS or EQUIVALENT)</p> <p>Bit type: Metallic bits used for drilling in concrete, metal</p> <p>Bit length : 25.4 Cms & 46 Cms.</p> <p>Bit diameter : 14 mm & 18 mm</p> <p>Compatibility : Compatible with Rotary Hammer drill equipment.</p> <p>The distance between the centre of diameter and centre of rod shall not exceed 0.8 mm</p> <p>The eccentricity between shank and rod shall not exceed 0.8 mm.</p> <p>Material – high tensile steel with minimum 55% carbon.</p> <p>Hardness – 230 to 340 HV.</p>	96 Nos.
13.	<p>Cordless Hammer drill :-</p> <p>Specifications</p> <p>Purpose</p> <p>1. Cordless Hammer drills are light weight, battery operated, ergonomically designed power tools that combine high speed, high torque and a hammer action to enable drilling, driving and fastening in metal, steel and wood.</p> <p>Specifications.</p> <p>2. Operating Voltage: 18 Volts DC. Powered by a NIMH / Li-ION battery or equivalent with a rating of not less than 2.5 (Ah).</p> <p>3. Max Torque : Not less than 60 Nm or equivalent.</p> <p>4. Should have at least a two speed transmission with no load speeds of 0-400 and 0-1500 rpm or higher and an impact rate of 0-4500 and 0-18000 blows- per minute (BPM) or higher. The tool should provide a minimum of 10 clutch settings.</p> <p>5. The tool should have a keyless single sleeve not less than 1.27 Cms. chuck with carbide jaws and a ricketing mechanism for easy tightening on bit.</p> <p>6. Carbon brushes should be externally accessible for easy and quick replacement.</p> <p>7. The cordless hammer drill should not be more than 3.25 kgs in weight.</p> <p>8. The tool should be able to metric drill more than 1.27 Cms. in steel, 1.58 Cms. masonry and 5.08 Cms. in wood.</p> <p>9. The tool should be provided with a support handle and both the tool and support handle should have soft, vibration absorbent grips for operator comfort.</p> <p>Accessories</p> <p>39. The following accessories will be provided with each cordless hammer drill set:</p> <p>Two spare batteries (in addition to one integral to the drill).</p> <p>Battery charger, which should fully charge the battery in less than one hour.</p> <p>Two spare bit sets including driver bit. Tool case</p> <p>The following accessories also supplied with item</p> <p>a. Cordless Hammer drill bit set</p> <p>b. Spare Battery for cordless hammer drill</p> <p>c. SPARE BATTERY FOR CORDLESS HAMMER DRILL.</p>	24 Nos.

14.

Hydraulic Jack 20 tons (Wedge Jack toe jack) :-

96 Nos.

Technical specification

WEDGE JACK

Working Pressure 700-750 bar

Lifting Height 50mm Minimum

Insertion height Not more than 14 mm

Spreading Force 20T or more

Wedge angle 15o Min

Weight, ready for use Not more than 15 Kgs

TOE JACK

Insertion height toe Not more than 60 mm

Low cap height More than 12"


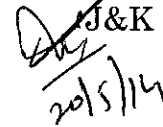
Stroke 250 mm Minimum

Maximum lifting Force at the centre 12 T Minimum

Maximum lifting force On the toe 10 T Minimum

Temperature reach -20o + 60o

One Hydraulic foot pump along with 10 meter hose matching with Toe Jack and Wedge Jack is also required.


Addl. Director General of Police,
HG/CD & SDRF,
J&K Srinagar.
20/5/14